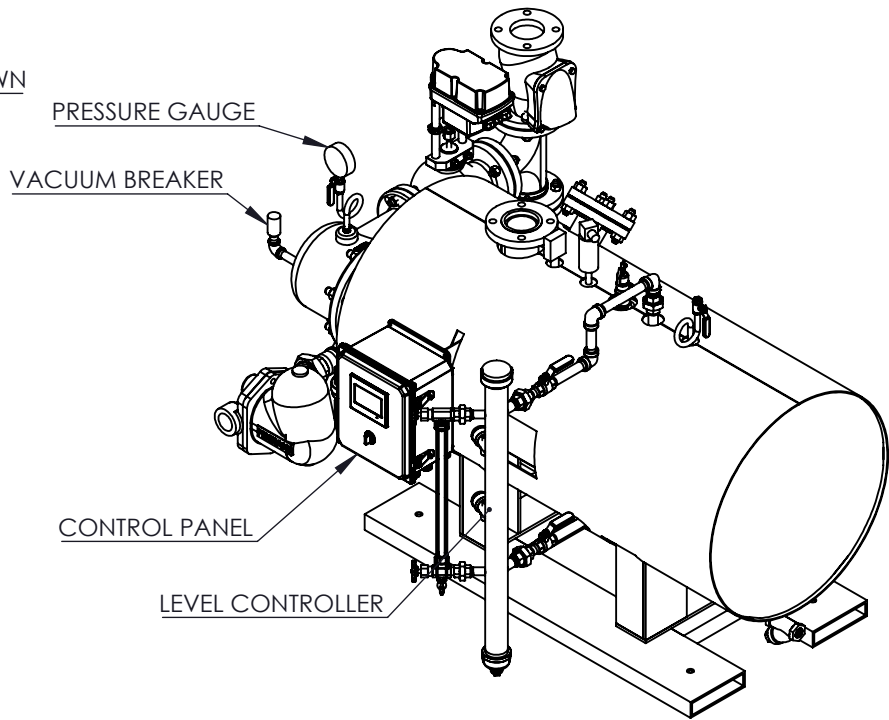
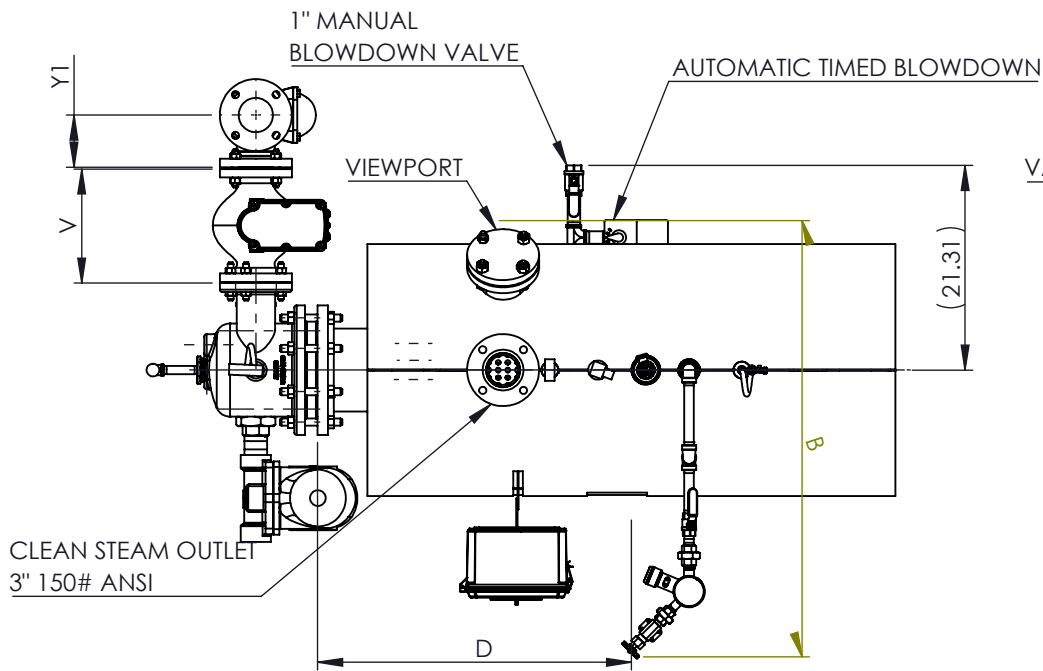


4

3

2

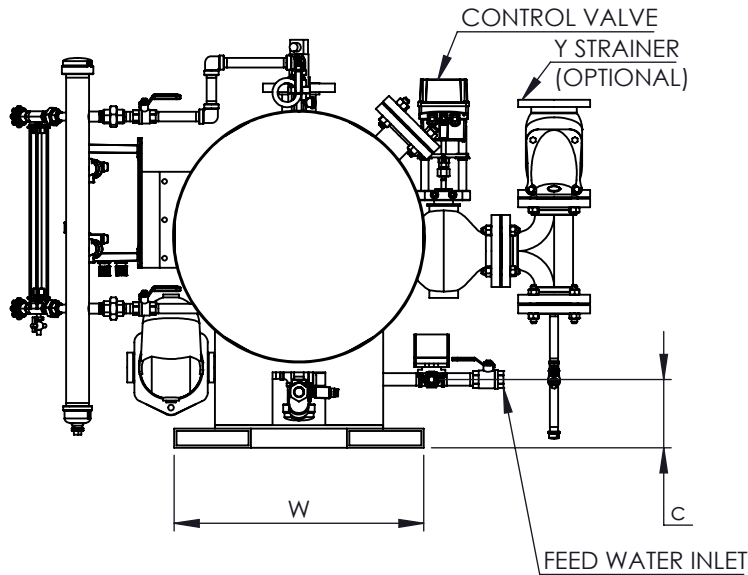
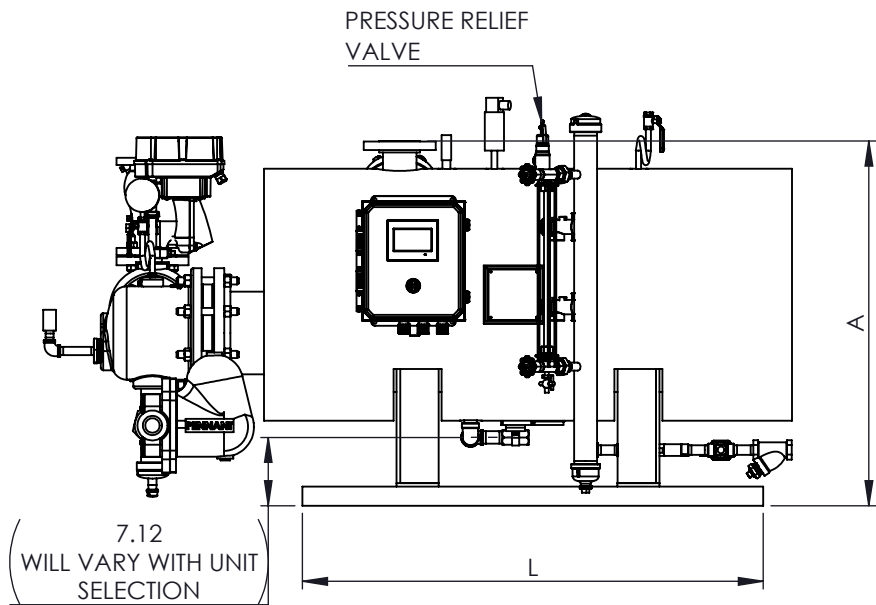
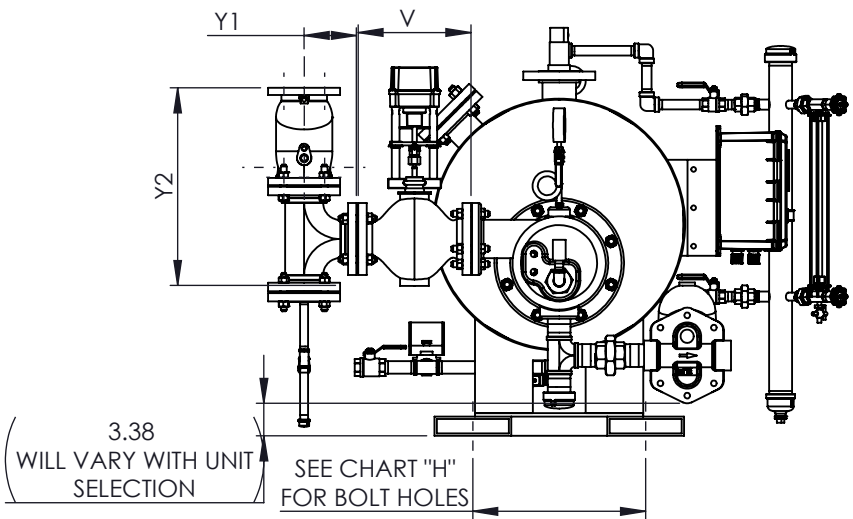
1



TANK SIZE	"A"	"B"	"C"	"D"
20-48	38.31	46	4.88	32.7
20-72	38.31	46	4.88	45.63
24-72	42.31	64.75	8.88	45.63
30-96	48.06	75.39	4.12	57

Y STRAINER ASSY	"Y1"	"Y2"
SS-90026-0.75	5.9	6.35"
SS-90026-1	6.18	7.2
SS-90026-1.25	6.4	7.75
SS-90026-1.5	7.66	8.66
SS-90026-2	8.46"	9.92"
SS-90026-2.5	4.87	15.12
SS-90026-3	5.44"	15.84
SS-90026-4	6.4"	18.85
SS-90026-5	7.44	21.1"

VALVE ASSY	"V"
1"	11.38"
1.25"	12.38"
1.5"	13"
2"	14.25"
2.5"	16"
3"	16.88" (8" BUNDLE 11.75")
4"	19" (10" BUNDLE 13.88")
5"	19.88" (12" BUNDLE AND ABOVE 15.75")



TANK SIZE	BASE & MOUNTING		
	"L"	"W"	"H"
20-48"	48"	26"	18"
20-72"	66"	26"	18"
24"	66"	26"	18"
30"	66"	38"	30"

ALL DIMENSIONS ARE FOR REFERENCE  
DHT RESERVES THE RIGHT TO MAKE DIMENSIONAL  
CHANGES WITHOUT NOTICE

DIMENSIONS ARE SHOWN IN INCHES [CENTIMETERS]  
TOLERANCES ARE AS FOLLOWS UNLESS OTHERWISE SPECIFIED  
X.XX X.XXX X.XXXX ANGULAR FINISH  
±.12 ±.031 ±.0156 ±1.0° 250  
REMOVE AND DEBURR SHARP EDGES AND CORNERS  
ALL DIMENSIONS ARE AFTER FINISH OR PLATING  
REFERENCE DIMENSIONS ARE SHOWN IN PARENTHESES ( )  
CRITICAL DIMENSIONS ARE SHOWN IN

THIS DRAWING AND/OR SPECIFICATIONS ARE THE PROPERTY OF DIVERSIFIED HEAT TRANSFER INC. THIS CONFIDENTIAL AND PROPRIETARY INFORMATION SHALL NOT BE USED, COPIED OR REPRODUCED IN ANY MEANS AS THE BASIS FOR MANUFACTURE OR SALE OF APPARATUS WITHOUT WRITTEN AUTHORIZATION FROM OWNER.



439 MAIN RD. TOWACO NJ 07082  
PHONE: (800) 221-1522 FAX: (718) 386-7809

TITLE  
SUPERSTEAM HORIZONTAL -  
DIMENSIONAL DRAWING

A/2	233	UPDATED PART NUMBER AND DIMENSIONS FOR Y STRAINER ASSY	SZS	9/27/24
REV.	ECO.	REVISION DESCRIPTION	NAME	DATE

THIRD ANGLE PROJECTION	DWG. SCALE	MATERIAL SPEC:
	1:20	

	NAME	DATE	DWG#	REV
DRAWN BY	BS	7/5/22	SSH-DM	A/1
CHECKED BY			SHEET 1 OF 1	

4

3

2

1