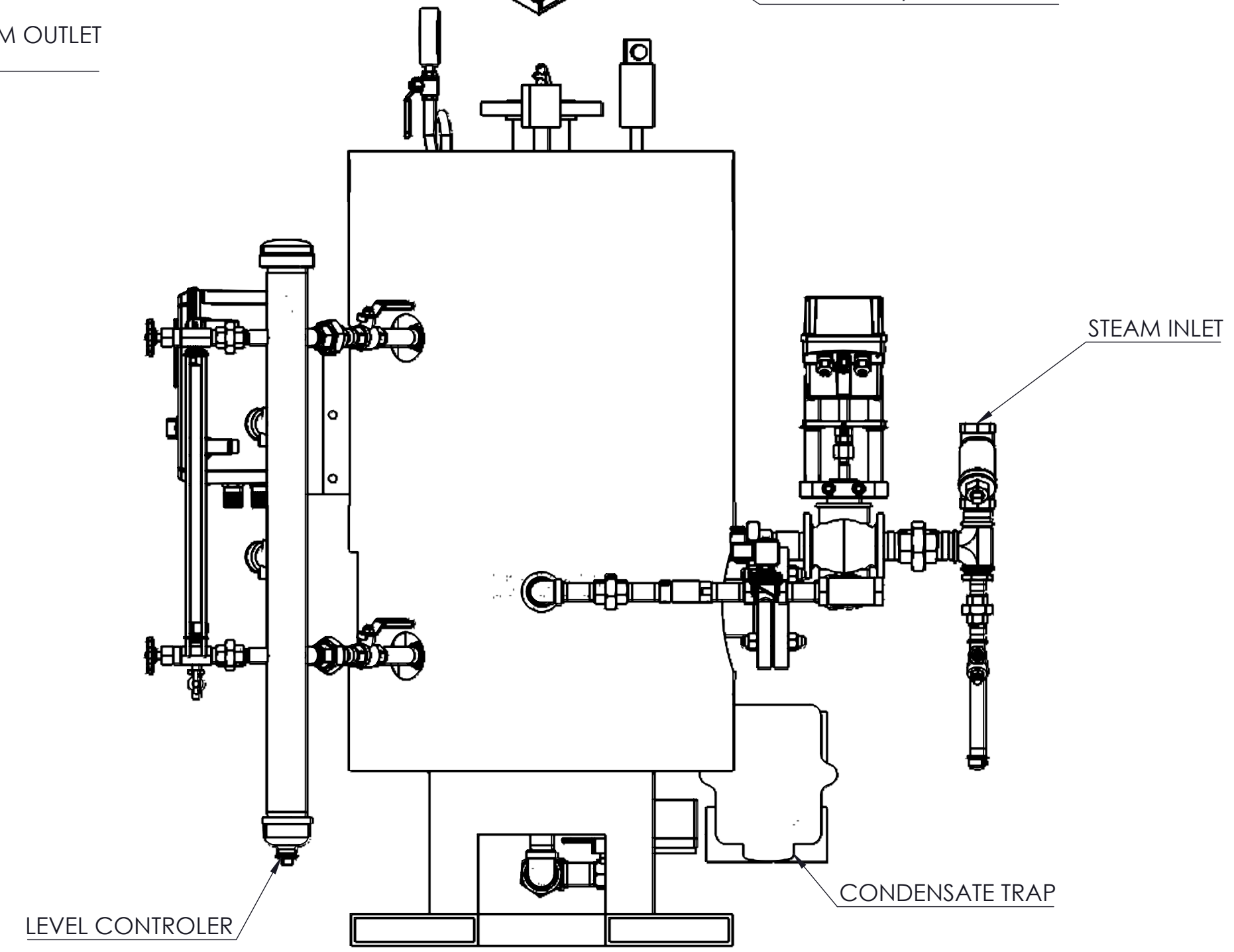
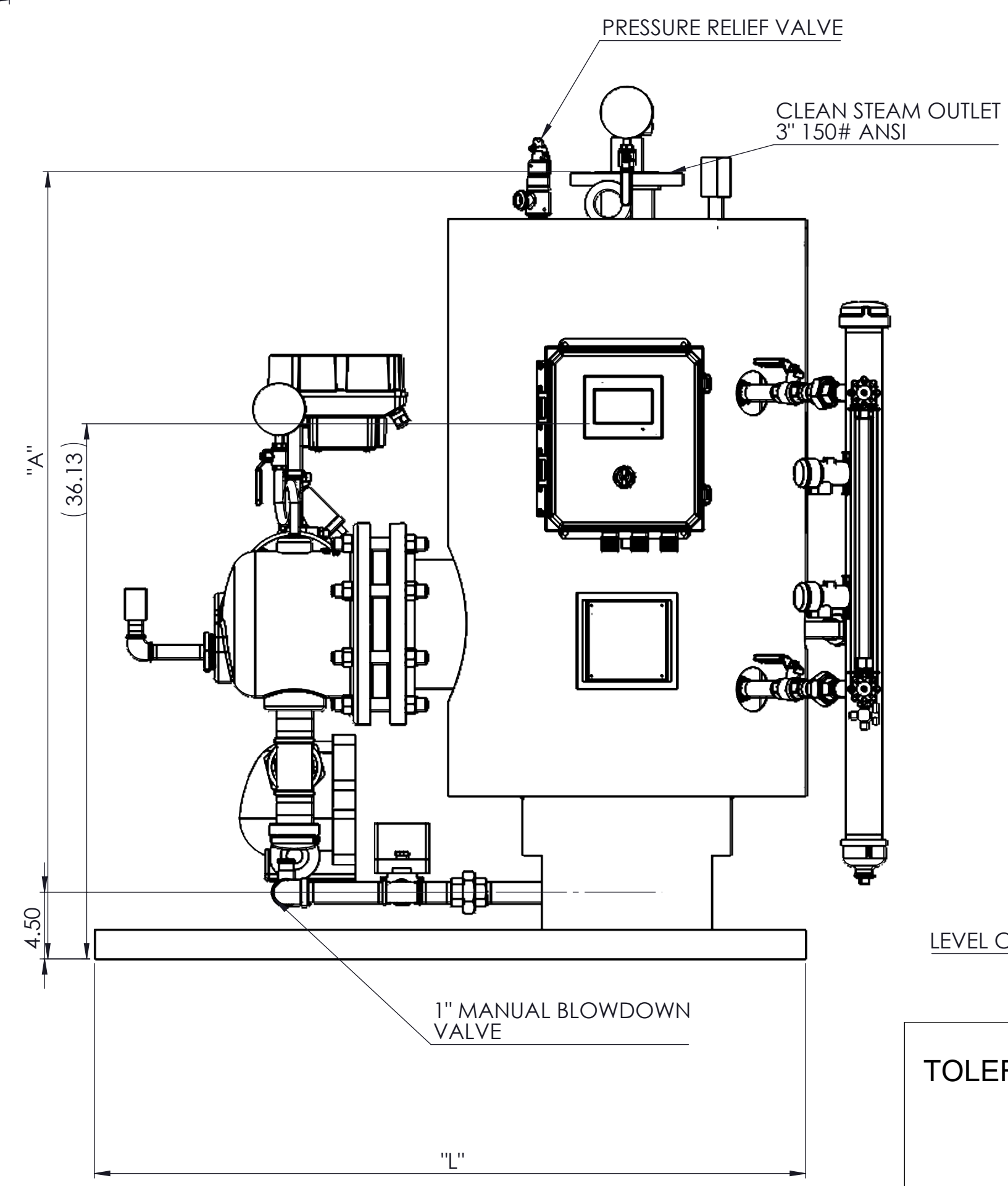
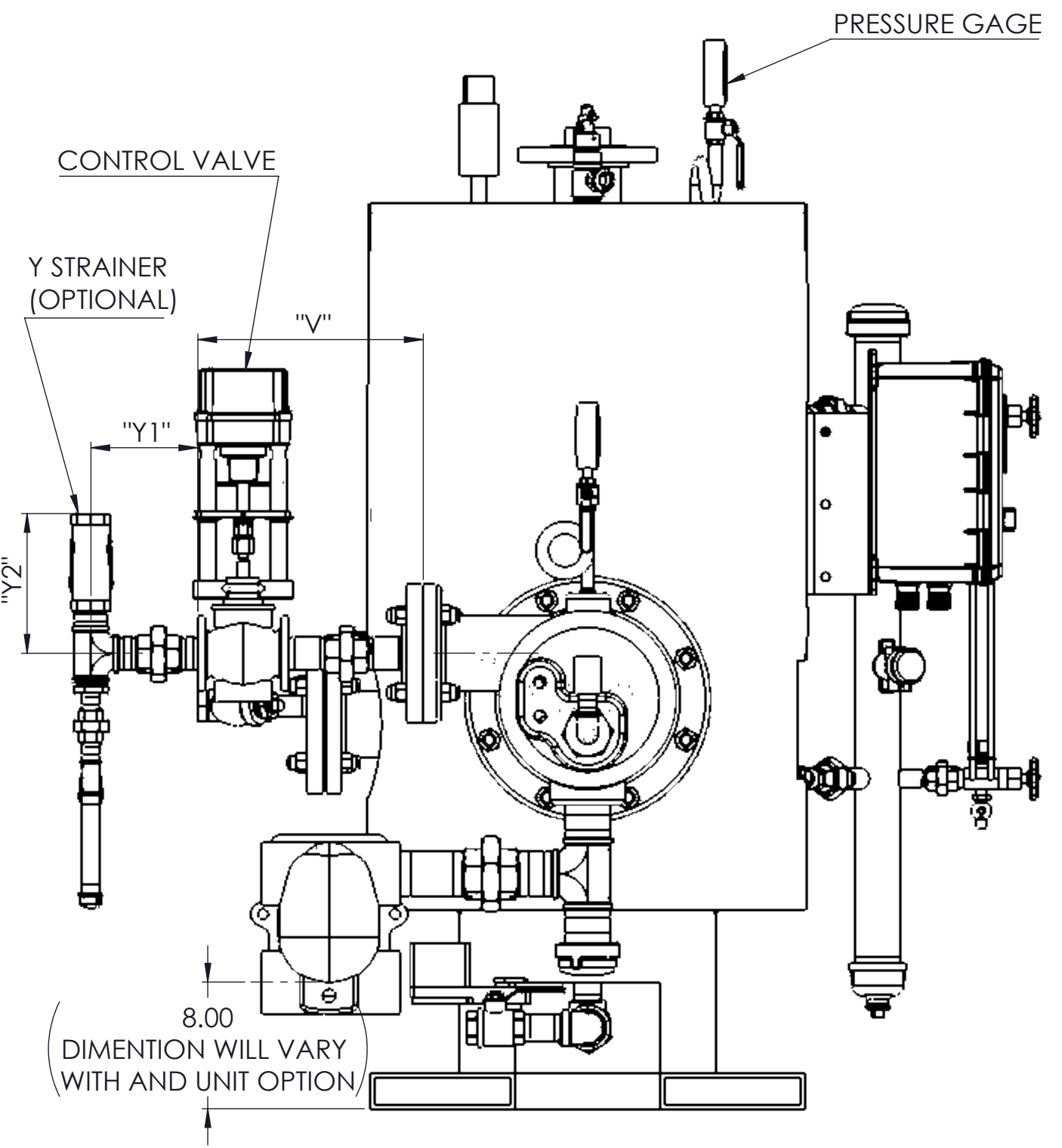


TANK SIZE	"A"	"B"	"C"	"D"
18-36	53.25	38	22.25	16
24-48	63	44	22.63	19
30-48	64	50	25.13	22
36-48	64	56	26.38	25
60-40	75.75	60	27.13	27

Y STRAINER ASSY	"Y1"	"Y2"
SS-90026-0.75	5.9	6.35
SS-90026-1	6.18	7.2
SS-90026-1.25	6.4	7.75
SS-90026-1.5	7.66	8.66
SS-90026-2	8.46	9.92
SS-90026-2.5	4.87	15.12
SS-90026-3	5.44	15.84
SS-90026-4	6.4	18.85
SS-90026-5	7.44	21.1

VALVE ASSY	"V"
1"	11.38"
1.25"	12.38"
1.5"	13"
2"	14.25"
2.5"	16"
3"	16.88" (8" BUNDLE 11.75")
4"	19" (10" BUNDLE 13.88")
5"	19.88" (12" BUNDLE AND ABOVE 15.75")

VALVE & STRAINER DIMENSIONS APPROXIMATE
SEE SUBMITTAL FOR CONFIGURATION DETAILS



TANK SIZE	BASE & MOUNTING		
	"L"	"W"	"H"
18"	48"	24"	16"
24"	48"	24"	16"
30"	48"	26"	18"
36"	54"	32"	24"
40"	66"	38"	30"

ALL DIMENSIONS ARE FOR REFERENCE
DHT RESERVES THE RIGHT TO MAKE DIMENSIONAL
CHANGES WITHOUT NOTICE

DIMENSIONS ARE SHOWN IN INCHES [CENTIMETERS]
TOLERANCES ARE AS FOLLOWS UNLESS OTHERWISE SPECIFIED
X.XX X.XXX X.XXXX ANGULAR FINISH
±.12 ±.031 ±.0156 ±1.0° 250
REMOVE AND DEBURR SHARP EDGES AND CORNERS
ALL DIMENSIONS ARE AFTER FINISH OR PLATING
REFERENCE DIMENSIONS ARE SHOWN IN PARENTHESES ()
CRITICAL DIMENSIONS ARE SHOWN IN

THIS DRAWING AND/OR SPECIFICATIONS ARE THE PROPERTY OF DIVERSIFIED HEAT TRANSFER INC. THIS CONFIDENTIAL AND PROPRIETARY INFORMATION SHALL NOT BE USED, COPIED OR REPRODUCED IN ANY MEANS AS THE BASIS FOR MANUFACTURE OR SALE OF APPARATUS WITHOUT WRITTEN AUTHORIZATION FROM OWNER.

TITLE
**SUPER STEAM VERTICAL
DIMENSIONAL DRAWING**

REV.	ECO.	REVISION DESCRIPTION	NAME	DATE
B	233	UPDATED PART NUMBER AND DIMENSIONS FOR Y STRAINER ASSY	SZS	9/27/24

THIRD ANGLE PROJECTION	DWG. SCALE	MATERIAL SPEC:	NAME	DATE	DWG#	REV
	1:20		JC	6/9/2022	SSV-DM	A
			CHECKED BY		SHEET 1 OF 1	